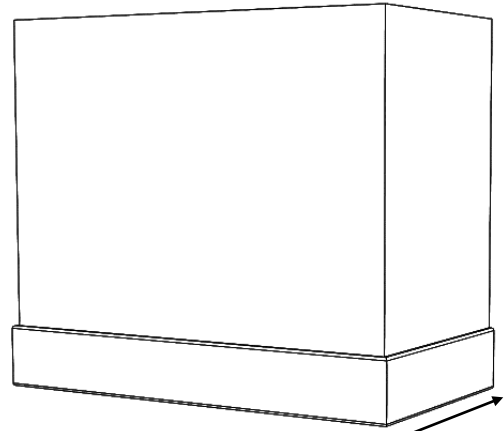


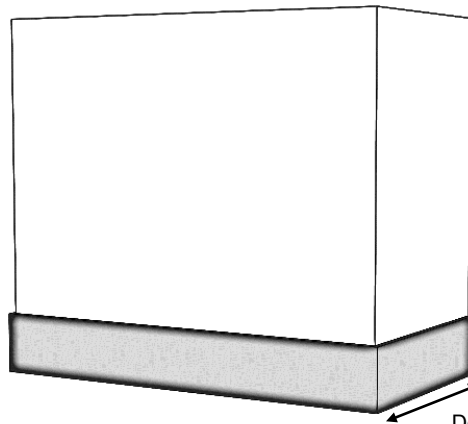
Depth is 22-1/4"

Standard BXV Series (BXV)



Depth is 22-1/4"

BX Series shown with Hardwood Base (BXVHW)



Depth is 22-1/4"

BXV Series shown with Stainless Steel Base (BXVSS)

BXV Series

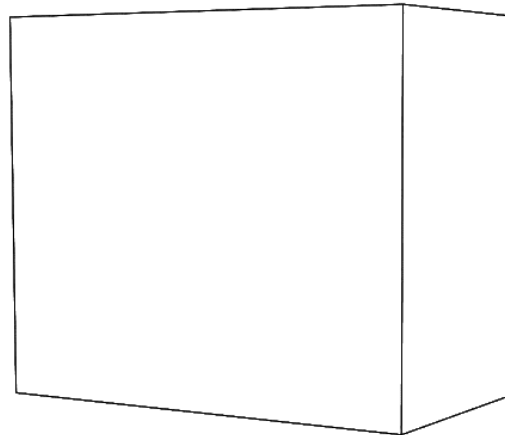
Standard Widths	30, 36, 42, 48 (Reduced widths available)
Standard Heights	24, 30, 36, 42, 48, 54, 60 (Reduced heights available)
Removable Options	Removable Top (RT) is available on BXVHW only – see modifications section.
Available Options	Applied Molding wrap – BXV only (See options page) Applied Hardwood Wrap – BXV only (See options page)
Ventilation	Hood will be same width as available vent width. Example: To use a 36" vent model, the hood should be a minimum of 36" wide
Grain Direction	Vertical (Base is Horizontal)

700 South Gaspie Street • Oxford, MI 48371 • (248) 572-6880 • email: sales@wood-hood.com • www.wood-hood.com

Standard Heights: 24, 30, 36, 42, 48, 54, 60

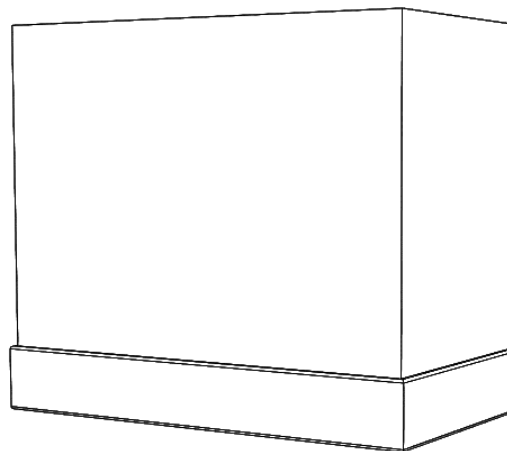
BXV- Standard Hood

- BXV 30
- BXV 36
- BXV 42
- BXV 48



BXV- HW Base

- BXVHW 30
- BXVHW 36
- BXVHW 42
- BXVHW 48



BXV- SS Base

- BXVSS 30
- BXVSS 36
- BXVSS 42
- BXVSS 48

